

Semi-Frameless Shower Screen

Semi-frameless shower screens utilise a low-profile frame around the outline of the shower screen. Constructed with polished glass gaps around the door that contribute to a sharper, modern look rather than traditional fully framed shower screen.

[PRODUCT LINK](#)



Frameless Shower Screen

Elegant, contemporary, and lacking the bulk of a frame — Frameless shower screens are a luxury product providing an integrated and spacious appearance. Frameless screens are made using our 10mm thick toughened glass, and premium fittings to provide a safe enclosure with a seamless look and feel.

[PRODUCT LINK](#)



Framed Shower Screen

Our Framed shower screens are built to be budget friendly and sturdy. They are constructed from 5mm toughened glass rather than laminate, ensuring a safer product in the case of breakage. The aluminium framing is available in a variety of matte or reflective finishes.

[PRODUCT LINK](#)



Panel

Panel shower screen is perfect for smaller spaces and is now available with more configuration and design options. Not only will you enjoy the benefits of functionality and space, but the sophisticated design and polished chrome hardware will bring a contemporary feel to your bathroom.

[PRODUCT LINK](#)


Frame Colours



Chrome



Matte Silver



Matte Black



Bright Gold



White



Shoji White



Corner Entry Slider Shower Screen

Corner Entry Sliders provide - a modern solution to maximize space with a corner installation and corner opening design. The double sliding design creates a spacious corner walkthrough - no need to make extra room for opening - making it perfect for smaller bathrooms' innovation.

[PRODUCT LINK](#)

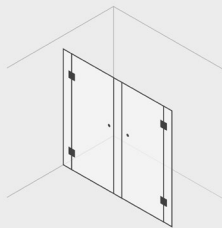


Opto Frameless Sliding Shower Screen

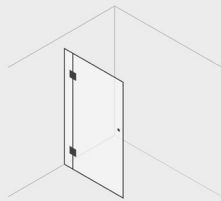
Elegant, contemporary, and lacking the bulk of a frame — Frameless shower screens are a luxury product providing an integrated and spacious appearance. Frameless screens are made using our 10mm thick toughened glass, and premium fittings to provide a safe enclosure with a seamless look and feel.

[PRODUCT LINK](#)

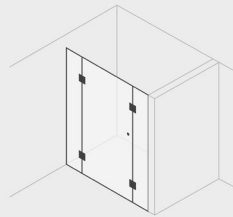
Configurations



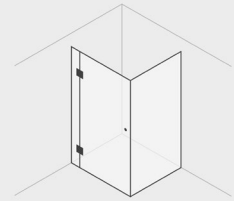
Partition



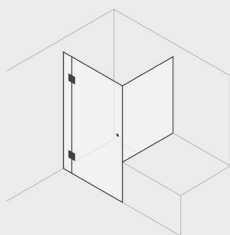
Front Only



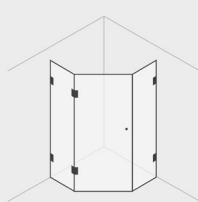
Wall to wall



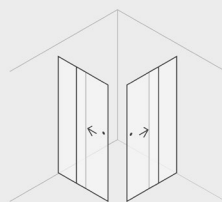
Front Return



Front Return Hob



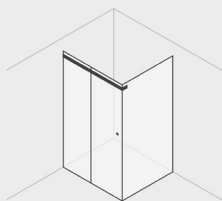
Corner Angled



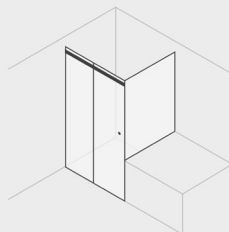
Corner Slider



Front Only Slider



Front Return Slider



Front Return Hob Slider

Custom configurations can be designed to suit your space





Frameless Mirrors

Frameless mirrors visually expand a small area giving a spacious feel and modern, clean look for any room in your house. From tiny vanities to complete walls, these mirrors are entirely customisable.

[PRODUCT LINK](#)



Framed Mirrors

Framed mirrors are sturdier and stronger than frameless mirrors. Framed mirrors are also good for bathrooms because we can colour match the frame with your other bathroom finishes.

[PRODUCT LINK](#)



Shaped Mirrors

Our shaped mirrors are all frameless, and come in a variety of unique shapes to complement your home. We also offer beveled edges on square-edged mirrors.

[PRODUCT LINK](#)

Configurations



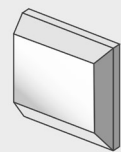
Round



Curved Corner



Pill



Bevel



Eclipse



Tombstone

Custom configurations can be designed to suit your space





Frameless Wardrobe Doors

Frameless wardrobe are perfect for areas like hallways and offices where you want your wardrobe to blend in seamlessly, or where you want to create a modern contemporary look.

[PRODUCT LINK](#)



Framed Wardrobe Doors

Framed sliding wardrobe doors are durable and practical in high traffic areas and will give you a full range of panels type options to choose from.

[PRODUCT LINK](#)

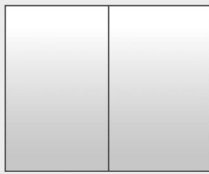


Shoji Wardrobe Doors

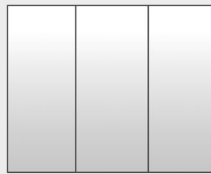
The Shoji wardrobe sliding doors have a modern architectural appearance with a design that is inspired by Japanese decor.

[PRODUCT LINK](#)

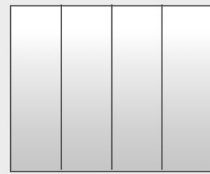
Configurations




2 Panel



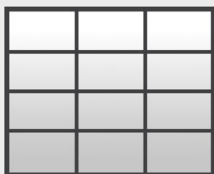
3 Panel



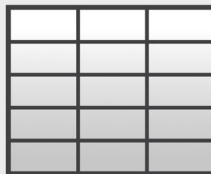
4 Panel



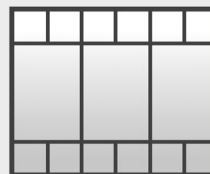
Shoji Square



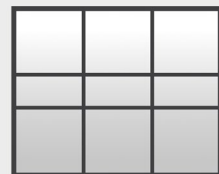
Shoji Rectangle 4



Shoji Rectangle 5




Shoji Deco



Shoji Deco 2


Frame Colours



Chrome



Matte Silver



Matte Black



Bright Gold



White




Shoji White




Almond Cream


Timber Finishes



Lemon Tree




Shannon Oak



Tasmanian Oak




Hoop Pine




Spotted Gum



Timeo Pine




Ferra Eiche



European Walnut




Devine Oak




Vogesen Oak




Concrete



European Blackwood




Black



High Gloss White

White


Vinyl Finishes




Chalk




White Birch



Glacier




Parchment




Cameo



Mist




Buff



Ivory



Oyster



Gull




Shadow

Premium Vinyl Finishes




White Ash




Antique White Ash




White Gloss



New Antique White Gloss



Parchment Gloss



Shoji White



Painted Splashbacks

Painted splashbacks are made to color match any **Dulux®** paint colour. So you really can ensure your colour scheme is on point. Want a certain colour? No problem! We can paint your colour splashbacks with any Dulux®, allowing you to inject some colour into your home.

[PRODUCT LINK](#)



Mirrored Splashbacks

If you're searching for a splashback that compliments your room rather than stands out, and also looks fantastic, you can't go past a mirror splashback. A beautiful way to reflect the outside back to you or to make your room appear larger.

[PRODUCT LINK](#)



Metallic Splashbacks

Bold metallic finishes can create texture and more depth. Our collection consists of several neutral metallic options, ranging from bright silvers to gold finishes. Looking for something a little different? A sparkle finish can be added to any painted splashback to achieve a similar effect to the Metallic colour range.

[PRODUCT LINK](#)



Printed Splashbacks

A printed splashback can add something unique and stand out in your home. Add a high-resolution photograph or a patterned graphic that perfectly suits the style of your kitchen or bathroom. The only limit is your imagination.

[PRODUCT LINK](#)

Mirror Options



Silver Reflected Mirror



Super Silver Mirror




Bronze Mirror


Mettalic Finishes



Super Silver Mettalic



Metallic Gold



Black Sparkle



Balustrade Glass Fencing

Glass balustrade for an indoor or outdoor balcony. A glass balustrade can be used for a variety of residential and commercial applications. Glass balustrades are custom-made to suit your particular project requirements. This means they are extremely versatile and can suit many different style interiors.

[PRODUCT LINK](#)



Glass Stair Balustrade

Glass balustrade for an indoor or outdoor balcony. A glass balustrade can be used for a variety of residential and commercial applications. With light passing through it, a glass balustrade allows a space to look large and open. Glass balustrading is a popular choice because it acts as a safety barrier without being a visual barrier.

[PRODUCT LINK](#)



Frameless Glass Fencing

If you are seeking a truly sleek aesthetic that allows you to see all your surroundings without interruption, then our frameless glass fencing option is for you. Frameless means minimal fixtures and no solid edges or railing, providing an elegant, minimal solution when you need fencing but prefer not to see it.

[PRODUCT LINK](#)



Semi-Frameless Glass Fencing

Semi-frameless glass pool fencing offers great value and a stunning finish without the premium price tag. With posts between the glass panels, semi-frameless fencing and balustrades offer a great alternative to the fully frameless look. Available in a variety of colours to match any environment. Handrails and top rails can be added where required.

[PRODUCT LINK](#)